

Industrial Indicators of the Buenos Aires Province

This report presents the results for the month of
July 2011.

September 12, 2011

Summary

In July, nine of the fourteen activities included in the Industrial Indicators of the Buenos Aires Province¹ showed year-over-year (Y/Y) increases in their levels of production. The highest increases were: Manufacture of pickup trucks, Manufacture of basic iron and steel and Manufacture of family cars and minivans which increased 35.3%, 26.2% and 24.2%, respectively.

Considering the accumulated variation, were ten activities that increased their production: Manufacture of pickup trucks (32.3%), Manufacture of family cars and minivans (25.3%), Manufacture of basic iron and steel (18.9%), Production of cement (11.2%), Production and processing of poultry (8.5%), Manufacture of passenger and freight transport vehicles (5.9%), Production of cigarettes and tobacco products n.e.c. (5.4%), Production of beer, malt liquors and malt (4.7%), Production of cookies and cakes (4.1%) and Grinding wheat (2.6%).

The following tables show the monthly, year-over-year and accumulated variation of the selected activities.

Table 1

Variation of selected activities July 2011

Activity	Variation		
	Monthly	Y/Y	Accumulated
Production and processing of poultry	▼	▲	▲
Production of cold cuts	▲	▲	▼
Production of milk and dried milk products	▼	▼	▼
Grinding wheat	▼	▼	▲
Production of cookies and cakes	▼	▼	▲
Production of beer, malt liquors and malt	▲	▼	▲
Production of cigarettes and tobacco products n.e.c.	▼	▼	▲
Edition of newspapers, magazines and periodicals publications	▲	▲	▼
Manufacture of refined petroleum	▲	▲	▼
Production of cement	▲	▲	▲
Manufacture of basic iron and steel	▲	▲	▲
Manufacture of family cars and minivans	▼	▲	▲
Manufacture of pickup trucks	▼	▲	▲
Manufacture of passenger and freight transport vehicles	▲	▲	▲

Provisional data.

Source: Dirección Provincial de Estadística (DPE).

¹The industrial indicators of the Buenos Aires Province are monthly calculated by the team of the *Dirección de Estadísticas Económicas* composed by Veronica Teilletchea (principal analyst) and Manuel Vargas (data collection).

Table 2
Activities grouped according to their Y/Y variation and accumulated variation
July 2011

Accumulated variations (Jul-Jul)			
Sign	+	-	
Y/Y variations (Jul)	+	<ul style="list-style-type: none"> Production and processing of poultry Production of cement Manufacture of basic iron and steel Manufacture of family cars and minivans Manufacture of pickup trucks Manufacture of passenger and freight transport vehicles 	<ul style="list-style-type: none"> Production of cold cuts Edition of newspapers, magazines and periodicals publications Manufacture of refined petroleum
	-	<ul style="list-style-type: none"> Grinding wheat Production of cookies and cakes Production of beer, malt liquors and malt Production of cigarettes and tobacco products n.e.c. 	<ul style="list-style-type: none"> Production of milk and dried milk products

Provisional data.

Source: Dirección Provincial de Estadística (DPE).

Variation of the Industry in July 2011 for selected activities

This report show the performance of 12 activities, divided into 14 series that include: Production and processing of poultry; Production of cold cuts; Production of milk and dried milk products; Grinding wheat; Production of cookies and cakes; Production of beer, malt liquors and malt; Production of cigarettes and tobacco products n.e.c.; Edition of newspapers, magazines and periodicals publications; Manufacture of refined petroleum; Production of cement; Manufacture of basic iron and steel; Manufacture of family cars and minivans; Manufacture of pickup trucks² and Manufacture of passenger and freight transport vehicles.

Table 3 shows percentage variations (monthly, year-over-year, and accumulated) of the selected series for July 2011.

Table 3
Percentage variations
July 2011

Clasae Code 1997	Activity	Percentage Variations		
		Monthly	Y/Y	Accumulated to July 2011 inter-annual
15112	Production and processing of poultry ^e	-2.9	4.9	8.5
15113	Production of cold cuts	9.4	2.5	-1.4
15201	Production of milk and dried milk products	-1.6	-6.6	-2.3
15311	Grinding wheat	-6.1	-6.9	2.6
15411	Production of cookies and cakes	-4.1	-8.3	4.1
15530	Production of beer, malt liquors and malt	20.2	-4.4	4.7
16009	Production of cigarettes and tobacco products n.e.c.	-2.0	-0.8	5.4
22120	Edition of newspapers, magazines and periodicals publications	0.3	2.9	-1.3
23200	Manufacture of refined petroleum	7.0	3.5	-1.2
26941	Production of cement	4.6	6.7	11.2
27100	Manufacture of basic iron and steel	7.2	26.2	18.9
34100	Manufacture of Automobiles			
	Family cars and minivans	-10.6	24.2	25.3
	Pickup trucks	-13.3	35.3	32.3
	Passenger and freight transport vehicles	1.5	6.5	5.9

Provisional data.

^e indicates data estimated by extrapolation, projections or imputation.

Source: Dirección Provincial de Estadística (DPE).

²This category also includes some models of family cars whose interior are adapted to carry some cargo.

Table 4 shows the evolution of the selected series (in index values) for the period 2003 - July 2011.

Table 4
Annual and Monthly Indexes
Base year 1999=100

Period	Production and processing of poultry	Production of cold cuts	Production of milk and dried milk products	Grinding wheat	Production of cookies and cakes	Production of beer, malt liquors and malt	Production of cigarettes and tobacco products n.e.c.
2003	74.99	68.98	79.44	96.79	107.11	102.12	87.26
2004	90.97	81.99	90.82	97.22	123.45	103.09	83.16
2005	115.37	86.25	103.18	88.92	154.90	104.62	75.30
2006	132.25	92.88	109.88	88.61	169.16	106.64	86.40
2007	140.63	110.36	116.93	98.01	201.57	113.86	88.31
2008	149.13	115.84	116.96	101.84	172.63	121.50	95.18
2009							
Jan-09	153.47	127.00	106.81	94.77	157.66	170.80	91.54
Feb-09	144.29	97.50	107.10	93.17	164.31	144.08	93.85
Mar-09	156.66	117.79	120.35	98.95	199.56	129.26	98.37
Apr-09	154.64	127.42	111.40	100.86	199.48	112.51	89.19
May-09	153.98	109.24	116.51	102.02	191.44	108.73	85.26
Jun-09	166.38	111.59	119.46	104.01	211.04	89.64	92.29
Jul-09	169.75	112.33	120.84	108.98	206.62	83.27	91.09
Aug-09	158.10	129.21	118.60	108.96	207.64	88.10	104.30
Sep-09	172.28	123.75	119.72	109.77	208.82	126.93	115.92
Oct-09	169.93	125.74	117.48	93.31	214.74	141.22	113.63
Nov-09	172.70	117.73	112.08	83.09	205.21	140.14	119.78
Dec-09	187.08	125.61	116.19	78.51	150.14	145.03	96.51
2010							
Jan-10	163.20	130.95	109.00	91.76	157.81	164.44	106.76
Feb-10	161.22	124.09	108.30	97.30	171.27	142.84	105.38
Mar-10	179.28	113.23	119.23	90.98	227.76	138.62	123.69
Apr-10	172.71	129.15	118.54	92.69	167.63	120.69	109.72
May-10	158.19	109.58	120.52	97.61	186.34	99.74	97.79
Jun-10	176.87	123.60	121.72	111.41	223.46	84.11	98.64
Jul-10	173.42	122.35	125.05	107.67	224.46	101.24	109.43
Aug-10	177.91	125.11	119.66	113.09	243.00	109.16	106.36
Sep-10	183.90	120.87	118.01	111.14	244.69	123.62	112.60
Oct-10	166.77	109.13	117.43	97.59	220.42	146.49	101.85
Nov-10	182.24	111.98	118.48	115.83	202.66	149.01	118.23
Dec-10	193.31	123.37	115.06	75.22	157.62	174.30	112.85
2011							
Jan-11	175.56	119.36	102.57	103.54	165.22	186.43	118.62
Feb-11	178.16	121.28	106.71	99.45	184.92	154.79	114.45
Mar-11	188.17	117.81	123.57	88.70	221.52	142.76	104.42
Apr-11	188.01	126.14	112.95	101.77	209.68	132.01	114.05
May-11	186.40	116.75	122.44	106.97	211.92	98.57	120.93
Jun-11	187.42	114.56	118.69	106.75	214.80	80.52	110.71
Jul-11	181.98	125.35	116.83	100.26	205.93	96.78	108.53

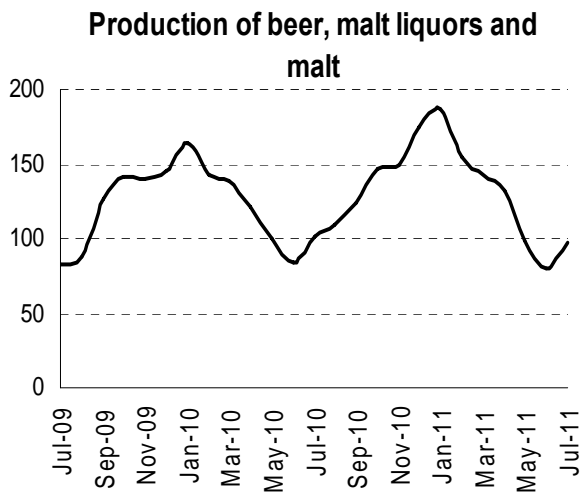
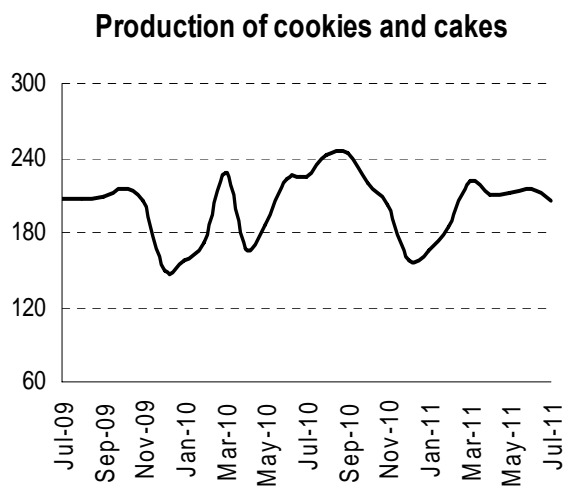
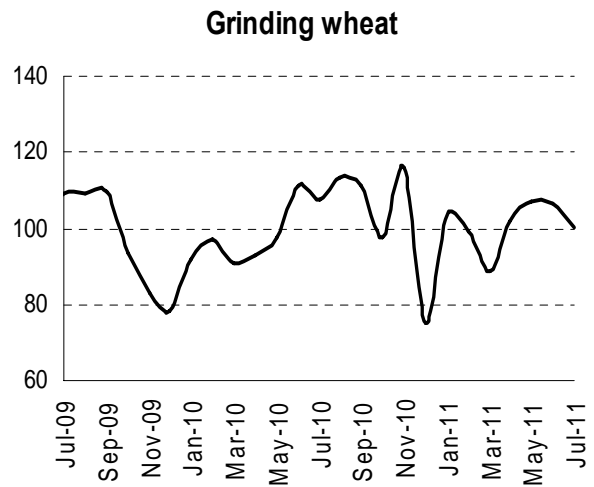
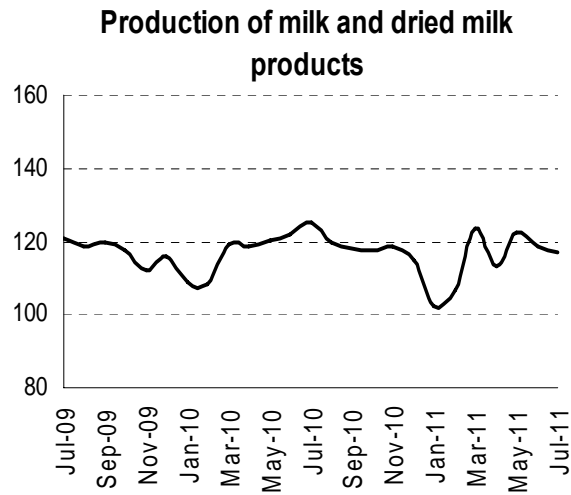
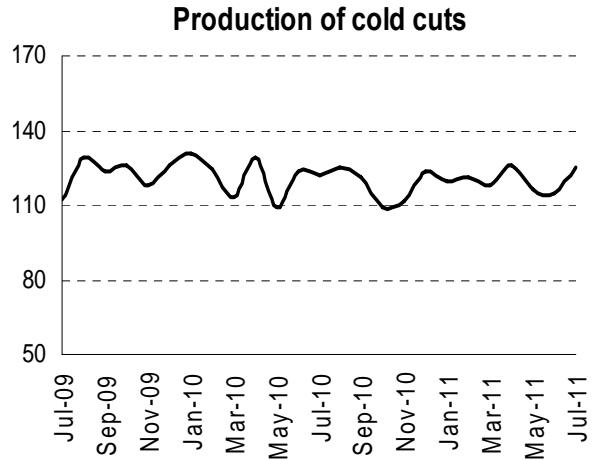
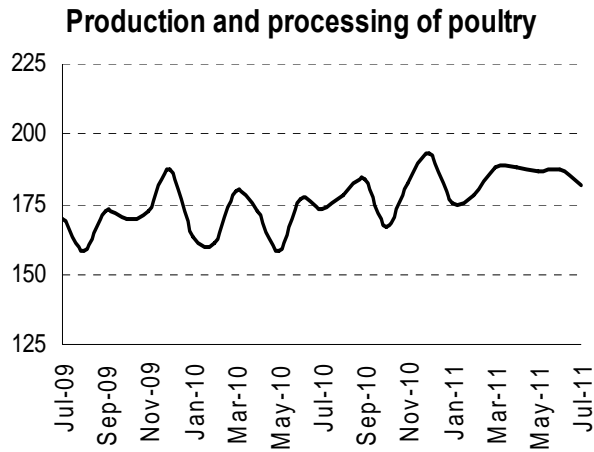
Continue...

Table 4
Annual and Monthly Indexes
Base year 1999=100

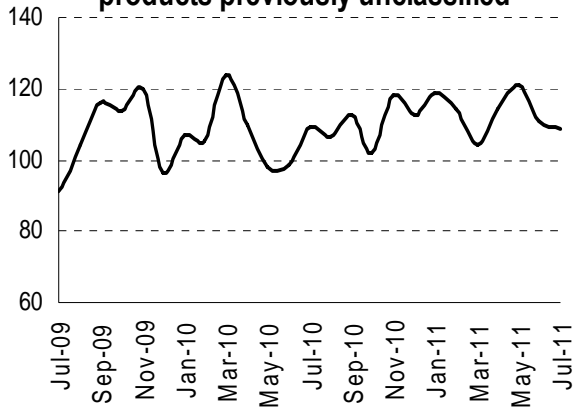
Period	Edition of newspapers, magazines and periodicals publications	Manufacture of refined petroleum	Production of cement	Manufacture of basic iron and steel	Manufacture of Automobiles		
					Family, minivans	Pickup trucks	Passen. freight transport
2003	228.45	92.52	83.41	121.13	59.30	85.75	72.72
2004	233.02	94.57	97.57	120.62	108.31	116.15	130.77
2005	234.24	93.13	122.22	133.45	115.32	188.92	167.44
2006	233.93	98.69	142.92	126.81	175.64	234.83	191.13
2007	229.59	103.78	160.85	130.65	214.58	253.52	254.14
2008	228.59	100.21	167.78	129.99	231.86	244.62	319.06
2009							
Jan-09	230.74	94.70	148.27	88.17	47.47	76.06	4.75
Feb-09	224.20	83.50	129.58	82.49	40.36	170.38	98.98
Mar-09	228.77	101.00	138.77	93.37	160.23	191.36	105.92
Apr-09	222.26	96.21	144.08	86.11	175.38	181.29	59.15
May-09	226.98	97.87	148.10	91.91	205.28	163.19	114.49
Jun-09	219.39	97.09	150.91	90.22	195.89	170.44	122.82
Jul-09	222.54	94.74	148.70	110.65	191.56	198.30	127.46
Aug-09	222.81	94.99	171.76	115.48	212.54	212.60	112.75
Sep-09	216.37	84.97	146.65	111.43	245.29	264.65	135.44
Oct-09	216.97	82.57	171.15	128.48	245.74	264.97	273.43
Nov-09	223.32	98.81	163.23	115.48	249.24	259.01	182.56
Dec-09	222.79	101.05	151.16	119.94	213.75	233.93	174.45
2010							
Jan-10	227.62	100.62	135.86	128.16	69.01	126.38	36.58
Feb-10	223.61	91.40	133.16	105.24	176.24	237.48	124.10
Mar-10	214.27	103.51	166.69	126.24	236.16	279.13	180.47
Apr-10	211.92	98.76	164.11	113.49	225.84	305.53	181.17
May-10	215.27	100.97	163.95	130.89	218.31	313.60	136.37
Jun-10	202.61	95.62	159.43	108.53	250.72	338.61	196.91
Jul-10	202.75	99.80	170.48	114.72	237.14	275.18	174.57
Aug-10	206.94	106.30	171.91	145.68	283.17	412.13	148.87
Sep-10	204.09	100.30	166.91	133.98	282.11	393.37	201.89
Oct-10	209.72	92.83	173.28	142.47	257.90	374.50	149.57
Nov-10	205.78	99.63	178.36	135.71	281.97	416.72	194.13
Dec-10	211.00	90.61	177.01	145.22	233.38	375.29	180.94
2011							
Jan-11	218.96	99.10	163.78	145.23	126.29	114.14	16.21
Feb-11	213.73	94.33	152.10	131.37	171.33	323.20	168.90
Mar-11	210.38	105.11	174.44	144.44	266.39	396.12	181.86
Apr-11	210.90	95.22	186.30	138.58	271.86	414.70	162.42
May-11	207.72	88.78	184.27	144.29	311.34	432.80	192.05
Jun-11	208.08	96.57	173.91	135.14	329.47	429.41	183.25
Jul-11	208.61	103.29	181.83	144.82	294.43	372.24	185.92

Provisional data.

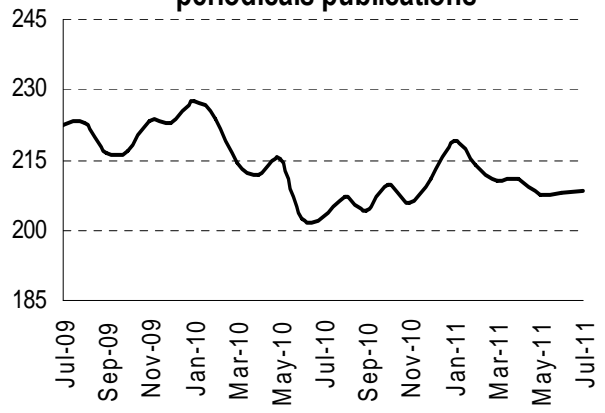
Source: Dirección Provincial de Estadística (DPE).



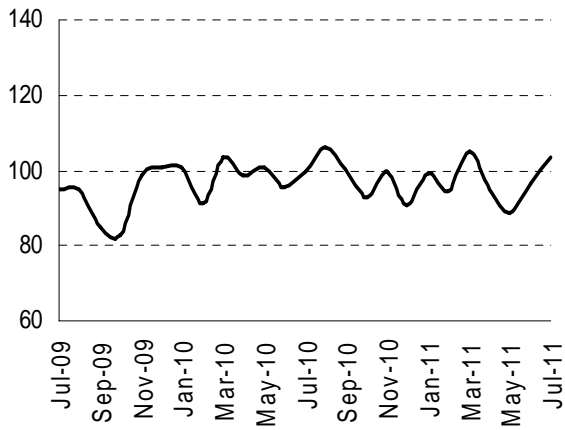
Production of cigarettes and tobacco products previously unclassified



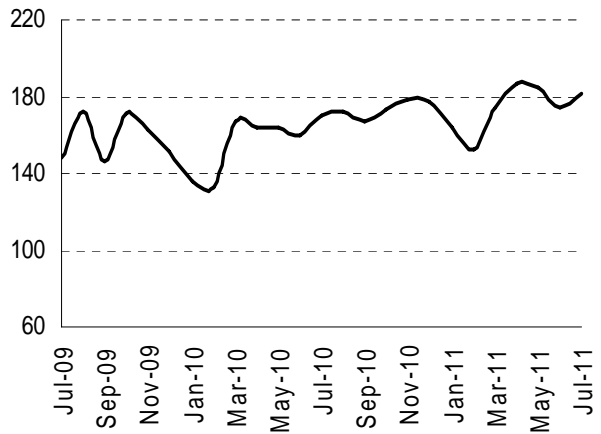
Edition of newspapers, magazines and periodicals publications



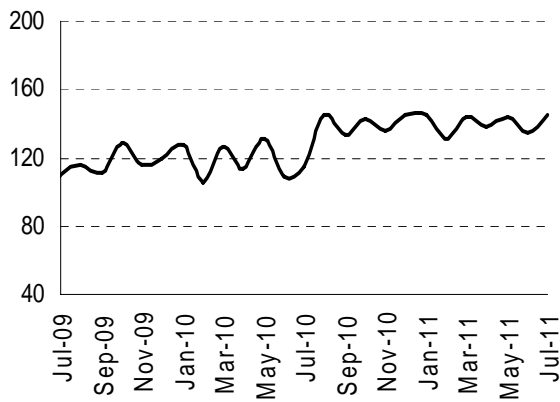
Manufacture of refined petroleum



Production of cement



Manufacture of basic iron and steel



Manufacture of family cars and minivans

